


# ANATOMIC PATHOLOGY Clinical Dermatology Labs



Get 4X more productivity and gain insight into your anatomic pathology lab. LABdivus® software platform for anatomic pathology labs is designed to help your lab improve production performance and efficiency for your lab techs and pathologists. LABdivus® provides comprehensive management for the workflow of your growing lab while maintaining complete patient specimen management and fully documenting CAP/CLIA/FDA compliancy at every step.

**PERFECT THE WORKFLOW. PERFECT THE BUSINESS.**



## CORE APPLICATION FEATURES

LABdivus® Anatomical Pathology workflow software is designed, developed, tested and curated by top industry professionals in anatomic pathology labs and the research space.

## SPECIMEN TRACKING

Patient integrity and specimen tracking through your lab is the utmost importance in a highly regulated environment. LABdivus® ensures patient specimens are identified and managed in your lab. We provide operational insights to show what specimens are in the work queue, where they are and who handled them at all operational points in the lab. LABdivus® provides valuable real-time information about your Work-In-Progress.

## PATHOLOGIST DIAGNOSIS REPORTING

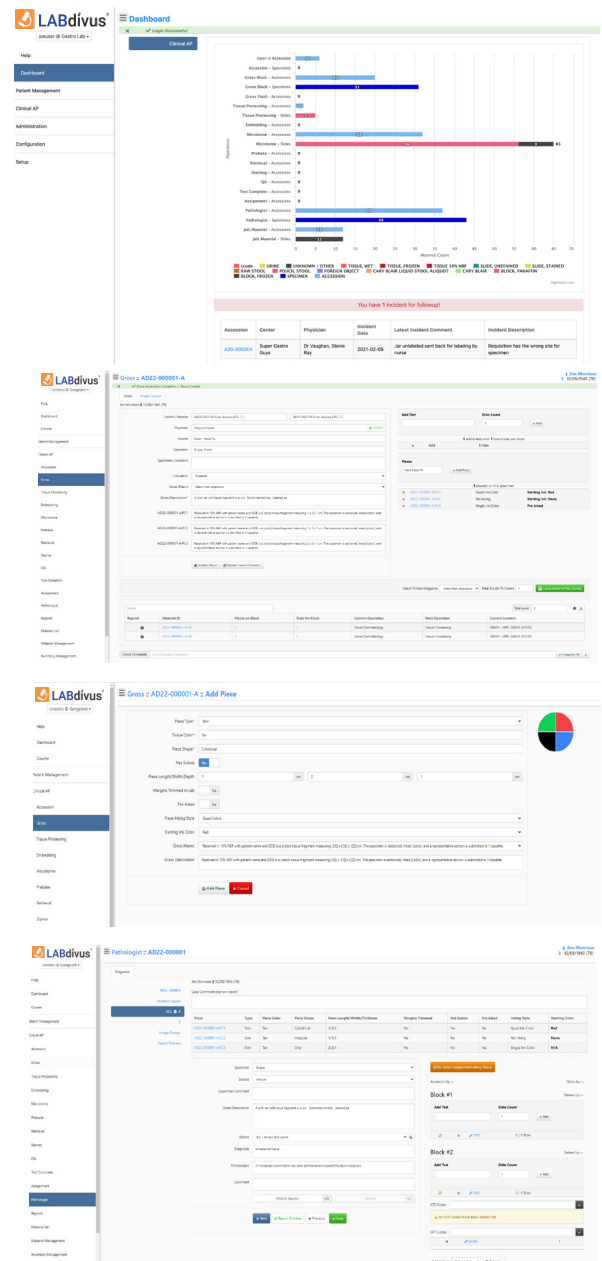
Enable your pathologists to be 4X more efficient and provide the best patient care. LABdivus® provides customizable diagnosis macros to accelerate the pathologist's diagnosis capabilities. Quick access to past patient report history improves the diagnosis. Complete control over ICD and CPT codes, microscopic and additional commentary plus additive reflexive testing give the pathologists flexibility to diagnose the difficult cases. Case organization of the pathologist inbox provides pathologists detailed information of their workload. Get more done with less time!

## LAB INSIGHTS, METRICS AND REPORTING

See lab operations work volume at every workflow step. Report on lab tech throughput, turn-around-time, completed diagnosis reports and specialized reports, such as cancer reports and high profile diagnosis reports. LABdivus® provides workflow metrics and tech productivity reporting to get insights and control of your lab operations.

## EMR CONNECTIVITY


Connect lab data workflow to EMRs and other systems. LABdivus® includes HL7, API and other customizable interface protocols to integrate with your practice management, billing and insurance systems. Eliminate redundant data entry, human error and efficiently automate inbound and outbound information through LABdivus®.



# COMPANY INFO

We are a team of laboratory and engineering professionals who provide great software for your laboratory. Our laboratory team members are the leaders in the clinical anatomic pathology laboratory and research laboratory fields with decades of pathology laboratory management experience. Our application development team includes professionals with over 30 years of experience creating large system database, web application, security architecture, and systems programming.

**PERFECT THE WORKFLOW. PERFECT THE BUSINESS.**



## ACCESSIONING AND GROSS

Accession your cases quickly by location, type and surgical operation. Gross inking automatically selects the next color based on programmable color-wheel usage and orientation. Grossing macros enables techs to quickly enter key information related to the tissue specimen without specifying location or format in the gross description. Quickly gross specimen features and manage piece count for each specimen.

## MICROTOMY EFFICIENCY

Barcoded cassette scanning automatically create slides/slide labels for your specimens. Add tests or control slides as needed with quick precision. LABdivus<sup>®</sup> highlights stat cases, recuts and new test adds by pathologists to aid in histotech efficiency, enabling the histotech to spend more time cutting and less time on the keyboard.

## CUSTOMIZABLE WORKFLOWS

LABdivus<sup>®</sup> adapts to your lab workflow. Each workflow step can be optionally used or removed depending upon your lab requirements. Track embedding if you have a large lab with multiple techs or remove embedding from the workflow. Track specific stainer operations. LABdivus<sup>®</sup> supports special IHC-specific workflows like pre-bake and retrieval prior to IHC staining based on tests applied to the slide.

## REGULATORY COMPLIANCE AND SECURITY

LABdivus<sup>®</sup> maintains your CAP/CLIA/FDA compliancy with workflow tracking and compliancy reporting of lab operations. Password protection, two-factor authentication and administrative-designated restrictions for users at all lab workflow operations provides a secure operation that is fully HIPAA compliant.

## EQUIPMENT INTEGRATION

Optional LABdivus<sup>®</sup> workflow connections to lab equipment and special processing machines optimize your laboratory workflow and reporting requirements.

## PRINT & SCAN

LABdivus<sup>®</sup> supports a variety of label, slide and cassette printers with the capability to print 2D barcodes on accession labels, blocks and slides or slide labels. Scan requisitions or reports directly into LABdivus<sup>®</sup> and eliminate paper travelers throughout the lab. LABdivus<sup>®</sup> provides digital document viewing at various workflow steps for better decisions. Integrated image capturing via cameras or slide scanners enables picture data for grossing, case incidents or diagnosis reporting.

## WEB APPLICATION, CLOUD ENABLED

LABdivus<sup>®</sup> runs on our cloud server as a web application in your lab. Eliminates need for on-premise server and maintenance IT services. The user friendly interface is designed for pathology labs with security in mind.

## CEREBRUM BENEFITS

- Technical support
- Free cloud installation
- Free software updates
- Compliancy guarantee
- 30 day guarantee
- Monthly rate packages
- Paid in full discounts

## CONTACT US

[www.cerebrumcorp.com](http://www.cerebrumcorp.com)

[sales@cerebrumcorp.com](mailto:sales@cerebrumcorp.com)

855.4MY.LIMS (855.469.5467)

2227 W Pecos Rd STE 4  
Chandler, AZ 85224